

CRESCENT TOWN EAST YORK

COMMUNITY NEEDS ASSESSMENT REPORT 2014-2015



TORONTO CENTRE FOR COMMUNITY LEARNING AND DEVELOPMENT IMMIGRANT WOMEN INTEGRATION PROGRAM (IWIP)

**Presented by: NIPA KAR
January 16th, 2014**

CRESCENT TOWN EAST YORK

COMMUNITY NEEDS ASSESSMENT REPORT 2014-2015

TABLE OF CONTENTS

	Title	Page
I	Acknowledgement	3
II	Executive Summary	4
III	Introduction	6
0.0	Community Profile	
0.1	History of Crescent Town	8
0.2	Location of Crescent Town	9
0.3	Land Use in Crescent Town	10
0.4	Population and Demography	12
0.5	Immigrants who arrived Canada between 2006-2011	13
0.6	Education Attainment	13
0.7	Labor Force Status	14
0.8	After-Tax household income	14
	Community Need's Assessment Report	
1.0	Purpose of the Study	17
1.1	Methodology	17
1.2	Purpose of the Survey	18
	Data Analysis	19
2.0	Demographics	19
2.1	How long live in this neighbourhood?	20
2.2	How long living in the same house?	20
2.3	Participants Age Group	21

2.4	Participants Gender	22
2.5	Participants Marital Status	23
2.6	Participants Educational Qualification	23
2.7	Participants training in Specific field	24
2.8	Does Participants have Canadian Education?	26
2.9	Participants English Proficiency	27
2.10	Participants current residence status	27
2.11	How long do you live in Canada?	28
2.12	Ethnic Background	28
2.13	Participants civic engagements	31
3.0	Participants community participation	32
3.1	Community Participation	32
4.0	Safety	35
5.0	Economic and Social Wellbeing	37
5.1	Annual Household income	37
5.2	Participants satisfaction level	38
5.3	Participants housing affordability	38
6.0	Physical and mental Health	42
7.0	Physical Environment and infrastructure	45
8.0	Community Development Pathways	50
8.1	Statement	52
8.2	Activities	52
8.3	Outcomes	52
8.4	Additional Recommendation	52
9.0	Conclusion	53

COMMUNITY NEEDS ASSESSMENT **REPORT 2014-2015**

I. ACKNOWLEDGEMENT

This report presents the culmination of a great effort of studying the needs of my community. The elaborate process has been long and I take the opportunity to express my profound gratitude and deep regards to certain people for their exemplary guidance, monitoring and constant encouragement throughout the course of this survey and analysis process. It would not have been possible without their support.

Conducting the Community Needs Assessment survey was an amazing part of my enrollment in the Immigrant Women Integration Program (IWIP) in 2014-2015. From the beginning to end I enjoyed my work and I get huge experience through the whole process. It was a great opportunity for me to get to know my neighborhood, my community and write about my findings.

I also take the opportunity to extend my sincere thanks to CCL&D for taking me through this amazing learning process.

Special thanks to:

- Alfred Jean Baptiste, Executive Director
- Caroline-MahlikahAweriOutten, Manager Training Resource and Development
- Ryan Fukunaga, Digital Technology Instructor
- Sara Abdulhussain and Mercedes Sharpe Zayas

I also like to acknowledge the support that I have received from my neighbours and the residents of Crescent Town in East York and my family members who encouraged me a lot.

II. EXECUTIVE SUMMARY

As a student of the Toronto Centre for Community Learning and Development IWIP program, I have undertaken the study of my community in the year 2014-2015 as part of my theatrical and practical work, which will be reflected in this report.

My community is Crescent Town bordering, in the east end of Toronto bordering Scarborough is one of Toronto's most dense yet secluded neighborhoods. The focus of this analysis is the community of Crescent Town. This study begins with purpose identification, which details the research, shows the analysis and evaluates the needs of the community. This report uses the concepts of the Canadian Index of well-being, such as community vitality, democratic participation, education, environment, residents health, economic situation, leisure and culture, living standards and use of time.

The source of the report results have been entirely obtained by using investigative techniques and using by below phases:

- **Observation:** Mapping and location of the site, file review and research background of the community as well as field work.
- **Information gathering:** Data collection questionnaire was designed on the light of previous research from IWIP. There was also analysis of reports or files of previous census and other media that lead me to have a broader view of the target audience, the residents of Crescent Town.
- **Execution and application** of the measuring instrument.

The survey was administered in person and online. It was designed to assist the participants in determining resources as well as Barriers faced by the people of the neighbourhood. There were total of 58 individual interviews conducted for the purpose of the study. The sample was selected to ensure the range of voices reflecting youth, parents, seniors, longtime residents, international students and recent immigrant groups.

This analysis will help in the development of proposals seeking action to improve the relationship between institutions, community organizations, and residents of the neighborhood as well as government organizations. It will also help to redesign the upcoming projects and programs that currently exist in the community and offer new programs that will meet the needs of the Crescent Town residents' need.

Healthy neighbourhoods are the hallmark of Toronto's civic success. Their strength comes from the resident's rich mixture of culture, abundant green space, safe street, diversity of shops and cultural amenities and social infrastructure of community services and programs.

Citizen participation is a means to improve the quality of life. Having the opportunity to know our communities and be sure that we can count on our neighbors and that every resident can have access to the services that they need is very important in the goal to achieve a sense of well-being.

Community development programs that do not discriminate based on race, ethnic or cultural group, language or country of birth can be beneficial to bringing the community together and increasing the emergence of new leaders who will voice the opinion of their area.

III. INTRODUCTION

The survey of Community Index of Wellbeing 2014-2015 is done by a group of newcomer women from communities across Toronto and participants in the Immigrant Women Integration Program of the Centre for Community Learning and Development. This survey is based on the idea that the community services and life conditions in their particular neighbourhood can impact how residents feel and think about the community, their personal well-being, their commitment to community and overall satisfaction of their Canadian life.

The survey was done in Toronto's diverse network of neighbourhoods, including several priority neighbourhoods. It was necessary assessment survey as part of the process of understanding people's overall well-being and their sense of belonging in their neighbourhood. To narrow the scope of my project, I have done Crescent Town, Toronto, ON.

COMMUNITY NEEDS ASSESSMENT **REPORT 2014-2015**

COMMUNITY PROFILE

0.1 HISTORY OF CRESCENT TOWN

Crescent town “Home of new immigrants” was founded in 1887 centered on Daws Road and Victoria Park Avenue. Hart Massey’s son Walter Massey, Canada’s first major industries purchased 240 acre (1 km²) of country property for farming. The Massey farm was named Dentonia after Mrs. Massey’s family whose surname was Denton. The Massey farm sold fresh eggs and poultry as well as fresh trout which was caught in the many streams and rivulets that crisscrossed the farm. The Massey farm also established City Dairy Company, which produced the first pasteurized milk in the country.

In 1933, Massey family generously gave 40 acres of property (Dentonia farm) to Crescent School where there kids were educated. Crescent school operated at Dentonia until 1969 when this property was sold to the developers who build present day Crescent town neighborhood.

Crescent town is the home of lots of famous people. Famous Hollywood actor Kiefer Sutherland of the television series 24 was a Crescent Town resident. He was also student of Crescent Town elementary School and he spent part of his childhood in crescent Town neighborhood.

Crescent town is a multicultural neighborhood, it includes buildings such as condominiums (Massey Square), as well as rental apartments (Crescent Place) whose population includes extensive number of Bengali, Jamaican, Pakistani and Tamil Canadians.

This community is highly educated but unemployed or underemployed. Despite bringing a wealth of international experience, their skills are underutilized and many struggle to make ends meet and support their families.



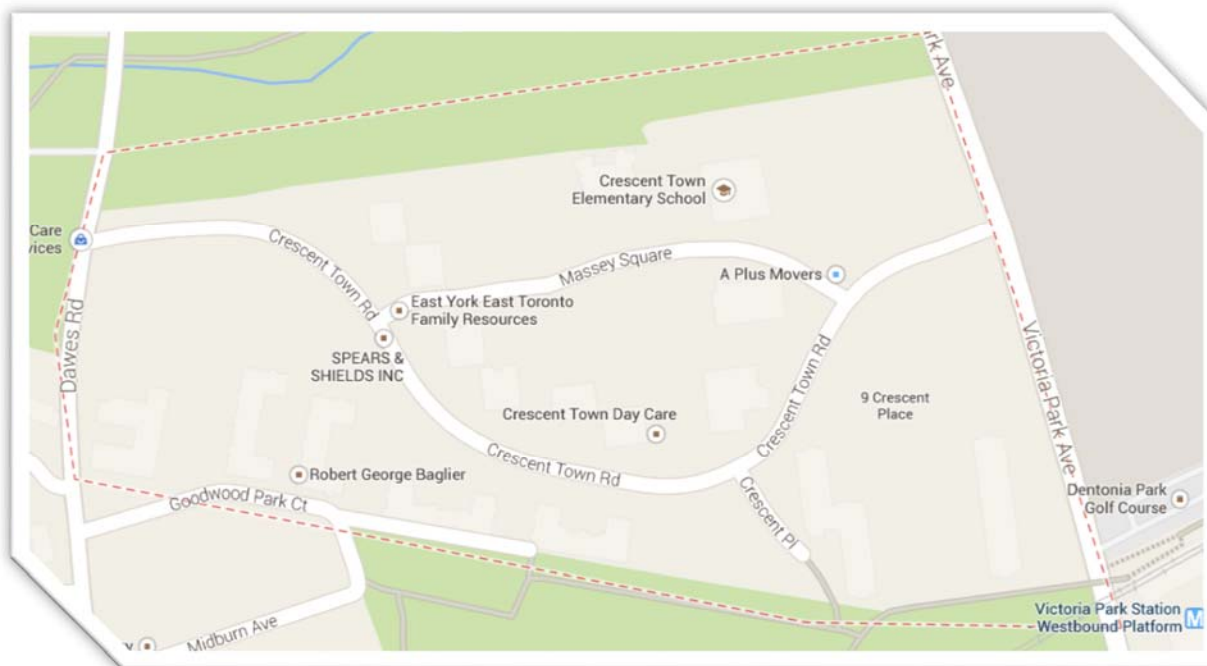
Ref: <http://www.crescenttownclub.com/>

0.2 CRESCENT TOWN LOCATION.

Crescent Town is a small neighborhood in Toronto, Ontario, Canada, in the former borough of East York. In the east end of Toronto bordering Scarborough. Crescent town is located near Victoria Park Avenue and Danforth Avenue. It is in ward no 31 and consists of high-rise apartment complexes, built originally to take advantage of the opening of the adjacent Victoria Park subway station, which connects to the central quadrangle via a partially covered walkway.

Crescent town stands out of other neighborhoods due to its perfect combination between entreating bars restaurants community shops, as well as breathe-taking green areas.

As shown in the map Crescent Town neighborhood located Victoria Park Avenue in the east, Dentonia Park avenue and Danforth Avenue in south, Main Street and Daws Road in west and Brenton Street in north (Census Tracts: 180:00,191,01)



Source: Google maps.

0.3 LAND-USE IN CRESCENT TOWN

Crescent Town, one of the most dense yet secluded neighborhoods. It is a model community of high rise buildings (now home of 10,000) built on land that was once a 240 acre farm owned by Walter Massey, son of the Canadian farming implement magnate.

Connected directly to the Victoria Park Subway station by an overhead walkway this vibrant multi-cultural hub is sheltered by nine high rise towers and surrounded by an plenty of manicured green spaces. A self-contained community was built to provide its residents with on-site necessities such as market, school, direct subway access, community center, library and private car parking.

With a population of 15,594 people with in an area of 1 km, this neighborhood is considered one of the most walkable neighborhood. Taylor Creek Park is one of the nicest place in the neighborhood. The valley is conveniently located north of Crescent Town, some of the amenities include pedestrian and bicycle trails, as well as Vita Procures fitness trails, not to mention the awesome

views are all over the place. Especially in summer where most of the residents go have picnics and enjoy the hot weather.

Crescent Town School is part of large inner-city apartment complex located next to the Metro Toronto Valley system. The school is situated on the original site of the Massey Estate. Over 720 students presently in the school. As part of Model Schools the staff, parents and community are committed to provide increased educational opportunities and rich learning experiences for the students.

The Crescent Town Club is a multi-recreational complex located in the center of Crescent Town. Some of the amenities include a 25 meters swimming pool, an indoor track, a full size gym, squash, racquetball and handball courts which are available for all residents of the area with a minimum membership Fee. Furthermore, the club also offers a variety of programs for kids, teenagers and seniors throughout the year.

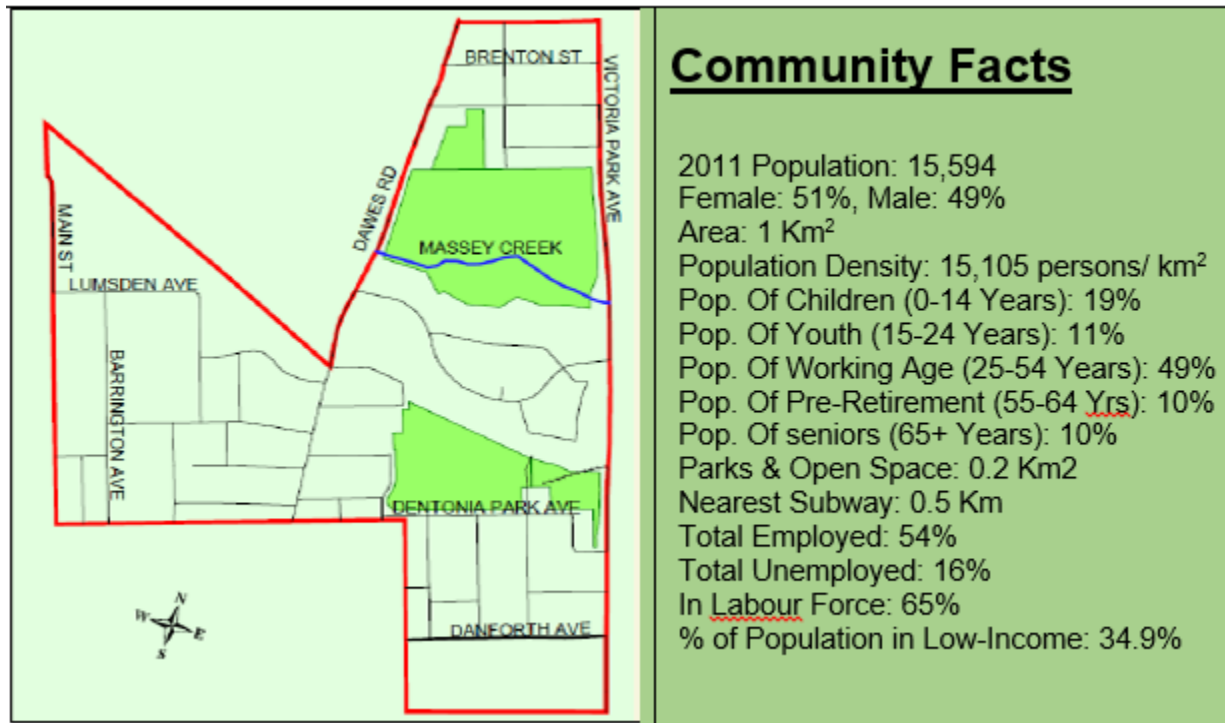
Crescent Town has its own Marketplace, located in the concourse strolling area situated in the center of the crescent town neighbourhood. The Marketplace includes a grocery store, a variety store, a drug store, Cash Machine, a dry cleaner, community restaurant, Bar and a medical professional offices.



Source:<http://neighbourhoodwalks.wordpress.com/2011/10/13/crescent-town/>, Published: 2009

0.4 POPULATION DEMOGRAPHY

According to the 2011 Census conducted by the City of Toronto statistics, Crescent Town Neighborhood has a population of 15,594. Out of the total population 51% are Female and 49% are Male. In addition 49% of the population are who are in working age between 25-54 years.



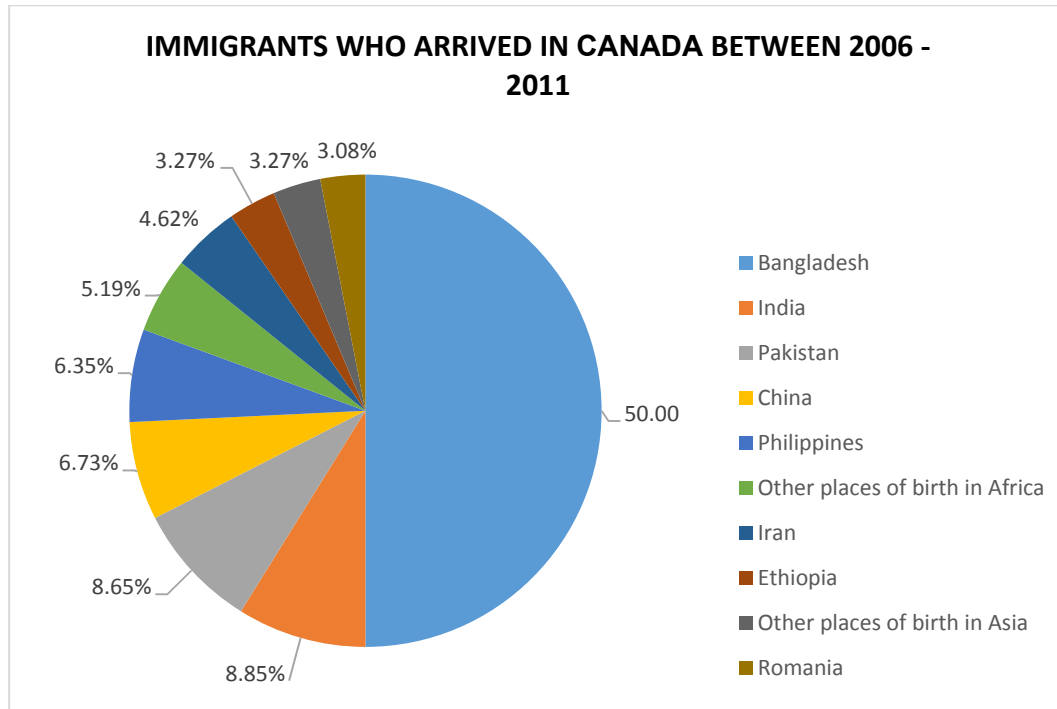
(a) <http://www.toronto.ca/demographics/neighbourhoods.htm>

According to Statistic Canada, census report 2011, total population is 15,594 but it may be more. This neighborhood is the launching pad for success for new Canadians. Many newcomers come to live in Crescent Town because it is a place to help them adjust to a new country. It provides them with an appropriate support system and exposes them to others that who can easily relate to, which is necessary when you first move to Canada and then move on as they able to access better opportunities, which make the population quit transit.

0.5 IMMIGRANTS WHO ARRIVED CANADA BETWEEN 2006-2011

Crescent Town neighborhood is really a multi-cultural place. You will find people from almost all parts of the world. According to the 2011 Census the following percentage of nationality people arrived Canada between 2006 and 2011.

CHART NO: I

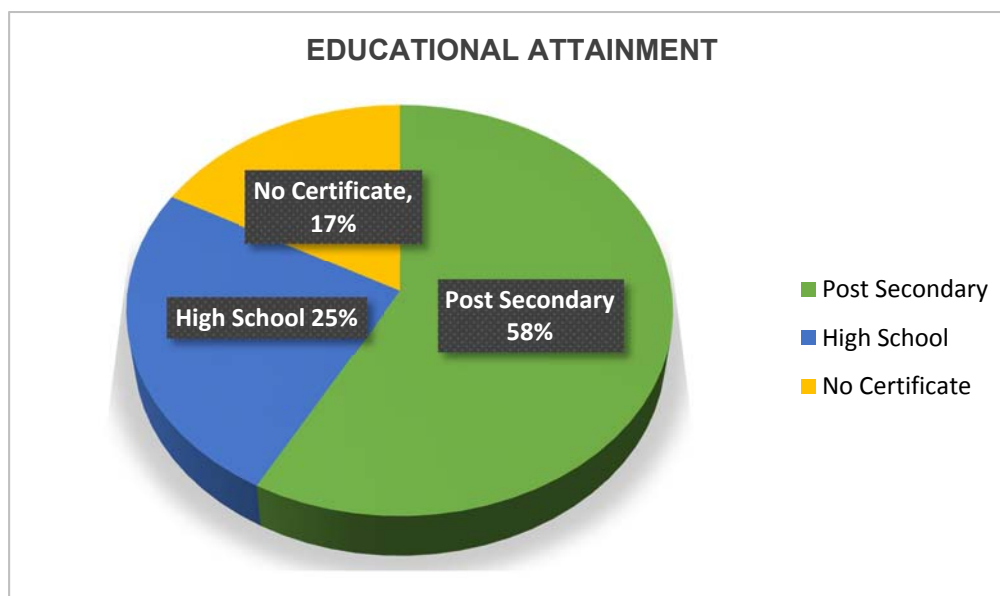


The population density in this neighborhood is incredible 15,594 people per square kilometer. That is a whopping 23 times higher than Toronto's average of 866/km², making it one of the densest areas in Canada.

0.6 EDUCATION ATTAINMENT

Most of the population in this neighborhood are internationally educated. However only 43% of the population are fluent or knowledgeable in English. However, 56% of the population have their first language other than English like Bengali, Urdu, Tamil and others.

CHART NO: II



0.7 LABOR FORCE STATUS

Crescent Town is the home of a large Bangladeshi community (50%). This community is highly educated but unemployed or underemployed. Despite bringing wealth of international experience, their skills are underutilized and many struggle to make ends meet and support their families.

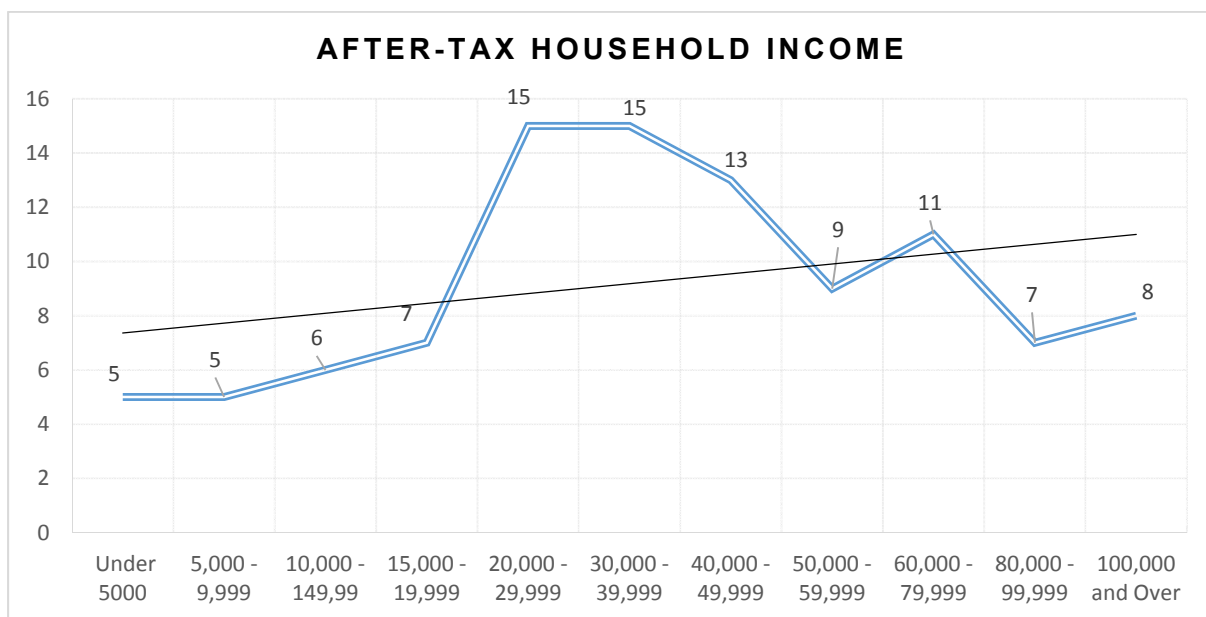
CHART NO: III

Labour Force Status	
Total Population 15+ Years	12,355
In Labour Force	7,995
Employed	6,695
Unemployed	1,295
Not in Labour Force	4,360

0.8 HOUSEHOLD INCOME IN CRESCENT TOWN

Report also shows, 34.9% population of Crescent Town are in low income (LIM-AT) and 44% residents spending 30% or more of household total income on shelter costs. A largest percentage of population earned an average family income of 40,000 or less. This means that majority of Crescent town population cannot afford good housing. This could be associated with people living in the apartments or sharing apartments.

CHART NO: IV



COMMUNITY NEEDS ASSESSMENT **REPORT 2014-2015**

COMMUNITY NEEDS ASSESSMENT REPORT

1.0 PURPOSE OF THE STUDY

The purpose of this study and of conducting survey in Crescent Town is using a systematic process for determining and addressing needs, or “gaps” between current condition and desired conditions or “wants” in the community. Very briefly, it’s a way of asking group or community members what they are seeing as the most important needs of that group or community.

Gathering appropriate and sufficient data informs the process of developing an effective product that will address the groups needs and wants. By clearly identifying “needs”, finite resources can be directed towards developing and implementing a feasible and applicable solution.

1.1 METHODOLOGY

The study was conducted in November 2014 in Crescent town neighbourhood on behalf of the Center for Community Learning and Development (CCL&D). The residents were randomly selected from the Crescent Town neighbourhood. The survey was administrated in person and online. There were a total of 58 individual interviews conducted for this purpose of the study. The sample was selected to ensure a range of voices reflecting youth, parents, seniors, long-time residents and recent immigrant groups.

This study involved standardize face-to-face interview and the quantitative analysis as it required the use of statistical and numerical analysis. The data was pulled from different answers of members of the community during survey and required handling statistical information in the form of numerical amounts and percentage. I ensured as well to take into consideration data from the 2011 census as well as the Canadian Index of Well-Being as a statistical official resource.

I personally visits the resident’s home and handed over the questionnaire. During the visit I also had the opportunity to speak to them on topics not asked by the questionnaire I provided, therefore, I was able to do a qualitative analysis in this study and apply some of my findings to the report.

For survey, I completed the following steps:

- ❖ Analysis of the profile of the community of study.

- ❖ Gather knowledge of the area, which was acquired through the observation and exploration.
- ❖ Design of the questionnaire measuring wellbeing of Crescent Town community.
- ❖ Execution and implementation of the survey via door-to-door and online techniques, surveying 58 residents of the area.
- ❖ Tabulation, analysis and interpretation of the survey data for study.
- ❖ Design of the Theory of Change logic.
- ❖ Conclusion and recommendations.

1.2 PURPOSE OF THE SURVEY

- ❖ The main purposes of the survey which are listed below:
- ❖ Gaining clear understanding of Crescent Town community and its role in Toronto.
- ❖ Gaining proper understanding of the community's strengths.
- ❖ Provide an opportunity for community organization to benefit from the information and improve their service.
- ❖ Understanding about Well-Being of residents of priority neighbourhoods in Toronto.
- ❖ To determine the area on how we can improve conditions of the residents.
- ❖ To make recommendations to community leaders on how to improve services.

The survey is designed based on the Canadian Index of Well-Being. The survey included six categories:

- ❖ Demographics
- ❖ Civic and Community Engagement.
- ❖ Safety
- ❖ Economic and Social Wellbeing
- ❖ Physical and Mental Health
- ❖ Physical Environment and Infrastructure

CRESCENT TOWN EAST YORK

COMMUNITY NEEDS ASSESSMENT REPORT 2014-2015

DEMOGRAPHICS

2.0 DATA ANALYSIS

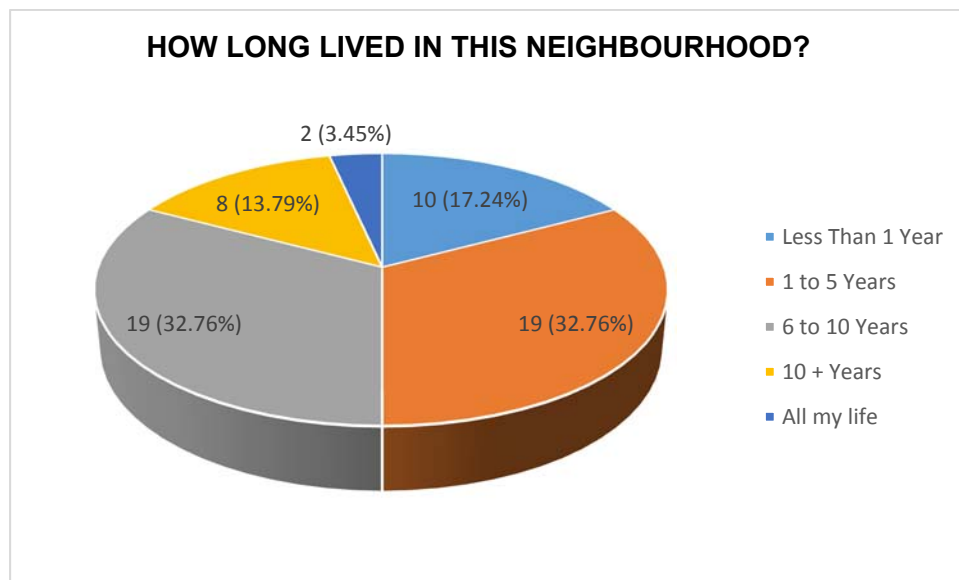
The starting point of this report is the research and analysis of the profile of the Crescent Town community and all data through the survey designed to gather information that I analyze below.

The total sample collected was 58 people which is equivalent to 0.37% of the total population in of Crescent Town neighbourhood area (as shows in the profile 15,594 and supported by the 2011 City of Toronto Census), however from this sample, I begin my analysis according to the six categories included in the survey (see attached survey).

2.1 HOW LONG HAVE YOU LIVED IN YOUR PRESENT NEIGHBORHOOD?

The Survey involved two large numbers of residents who are living in this neighborhood between 1 to 5 years and 6 to 10 years which correspondence both 19%. 10% correspondents to the residents who are living 10+ years and 2% residents living all their life.

CHART NO: 01

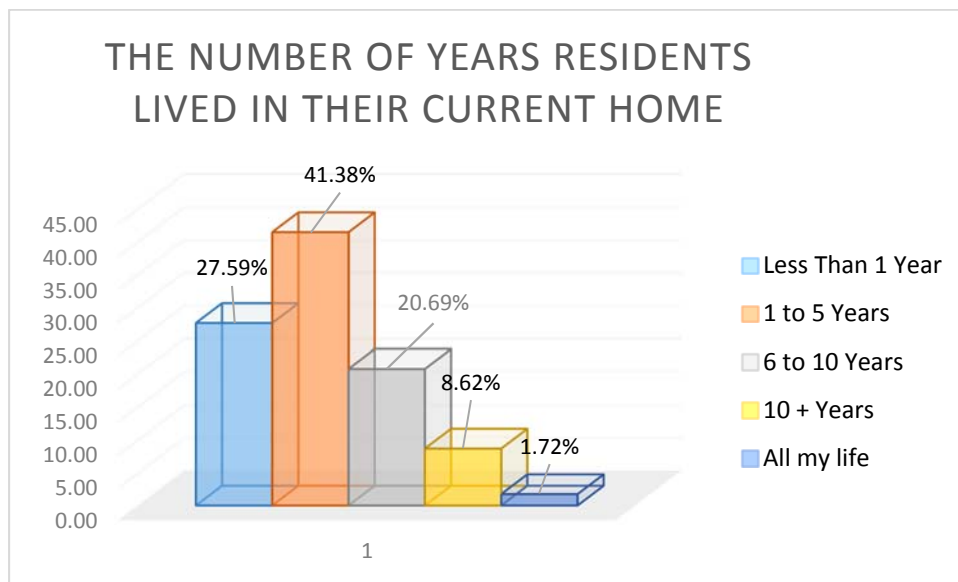


2.2 HOW LONG LIVING IN THE SAME HOUSE?

In Chart No: 02 show that 27.59% of the current residents are living in the same house less than 1 year, 41.38% correspondents of the residents living the current house between 1 to 5 years,

20.69% correspondents of the residents living the current house between 6 to 10 years, 8.62% correspondents living 10+ years and only 1.72% correspondents living in the current house all of their life.

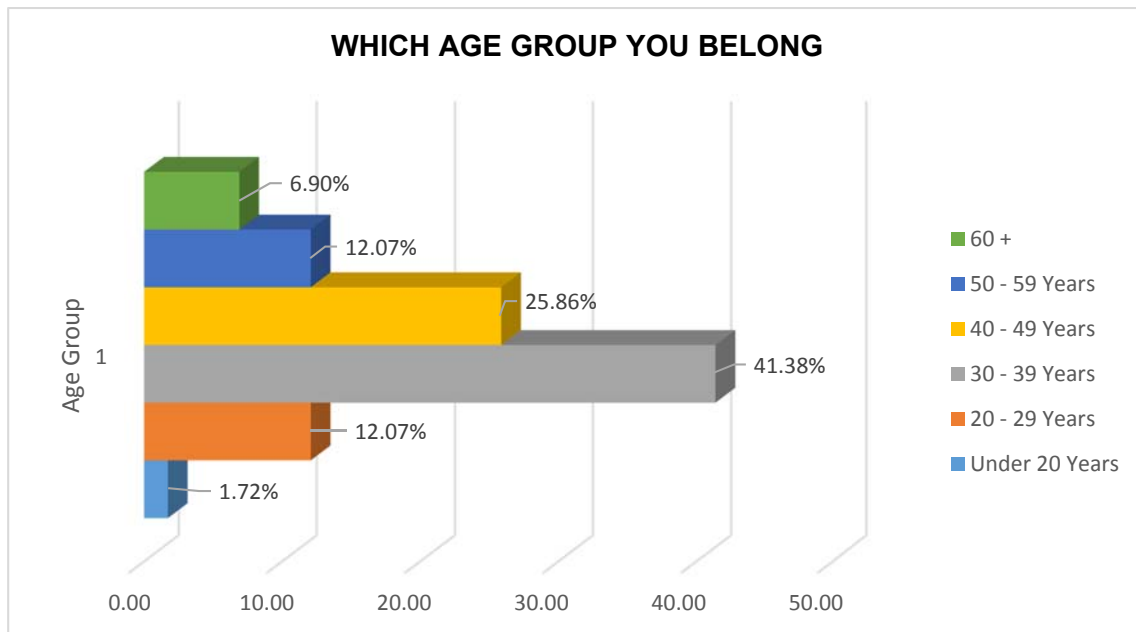
CHART NO: 02



2.3 IN WHICH AGE GROUP DO YOU BELONG?

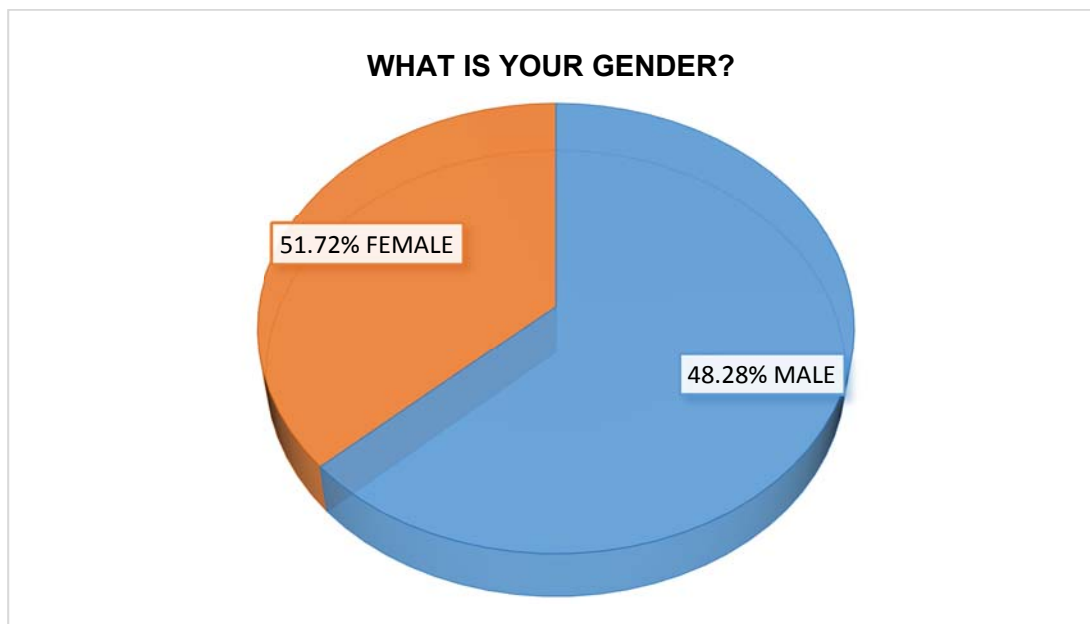
Chart 03 shows that the survey involved a large number of neighborhood youth or middle-aged residents and aged between 30 to 39 years which corresponds to 41.38% of the sample. 25.86% corresponds to the residents aged between 40 to 49 years, 12.07% correspondents to the residents aged between 50 to 59 years and 6.90% corresponds to the residents aged between 60+ years. This survey involved only 1.72% of residents who are aged under 20 years old.

Crescent town is the place for new immigrants are most immigrants and aged between 25 to 54 years are the perfect age for starting life from the beginning. This is consistent with the city of Toronto 2011 census report, which also says that this community is having a higher population age group between 25 to 54 years of age. The city of Toronto 2011 census report also describes that the number of total population in this age group is 7,655.

CHART NO: 03

2.4 WHAT GENDER YOU CONSIDER FOR YOURSELF?

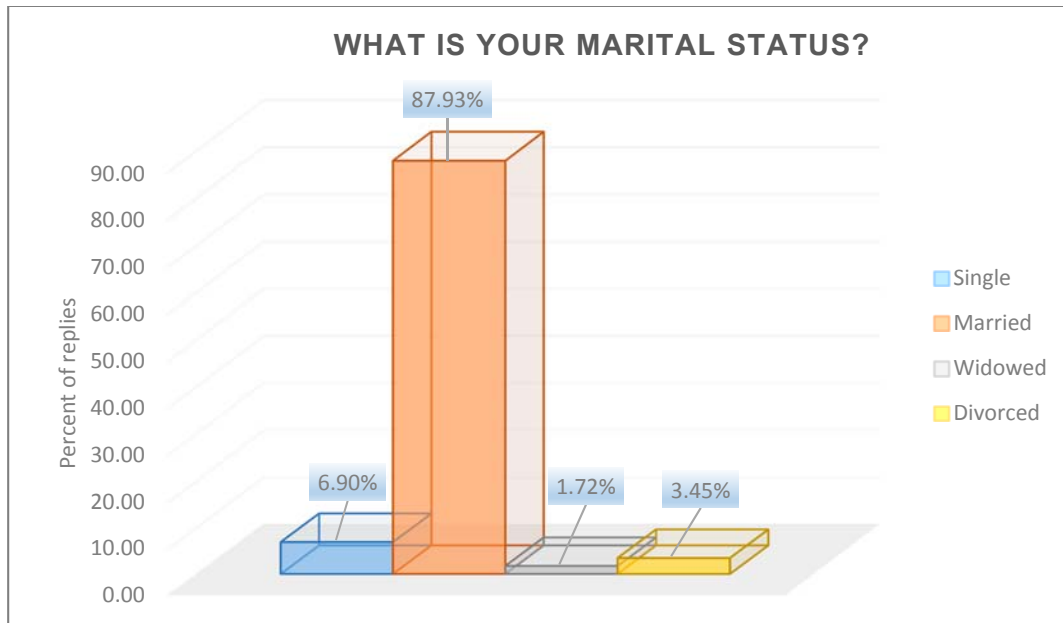
The survey describes that the majority of the population are male and female. Chart 04 shows that 48.28% correspondents are male and 51.72% are female (Chart).

CHART NO: 04

2.5 WHAT IS YOUR MARITAL STATUS?

The distribution of the marital status of the population in the study area is presented in (chart 05) . The majority of the population are married which represents 87.93%, 6.90% are single (never married), 3.45% divorced and 1.72% are widowed.

CHART NO: 05

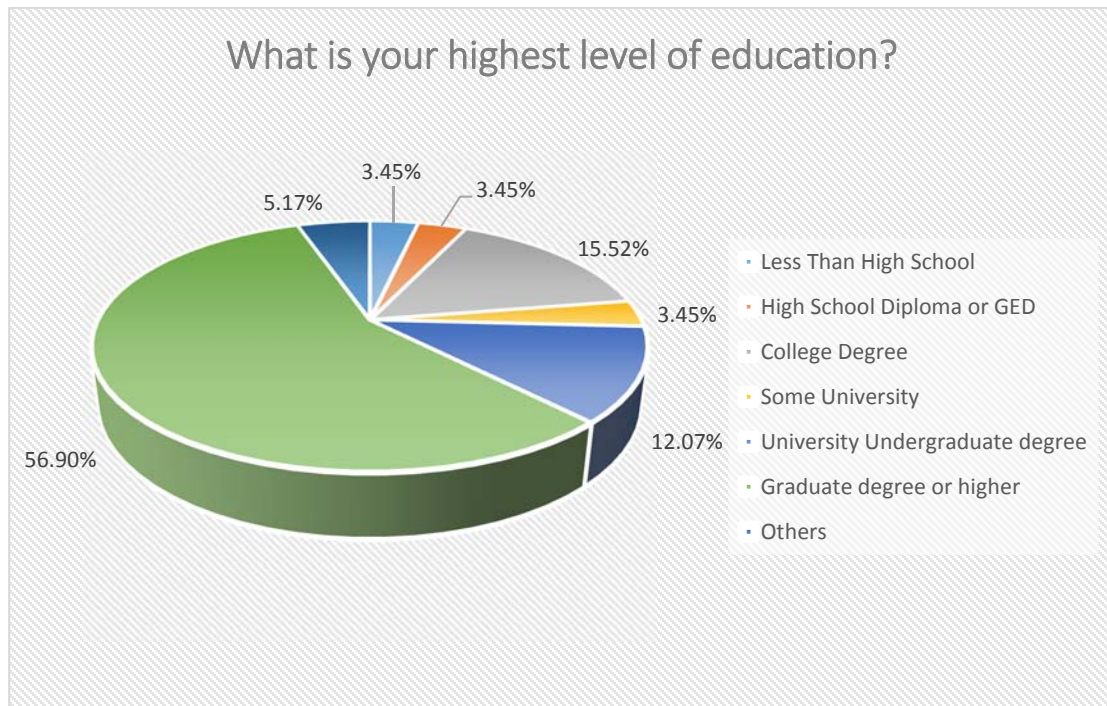


2.6 HIGHEST LEVEL OF EDUCATION COMPLETED

Concentrated to the Crescent Town, this neighborhood is home of highly educated community. More than half of the inhabitants are highly educated (having bachelor degree or higher). 56.90% of the population of this neighborhood having bachelor degree or higher, 12.07% having university undergraduate degree, 3.45% having some university degree, 15.52% having College degree, 3.45% having high school diploma or GED, 5.17% having others degree and only 3.45% having less than high school degree.

This is consistent with the city of Toronto 2011 census, which describes the community as having a higher percentage of highly educated (Post-Secondary +) people. [Chart 06]

CHART NO: 06



2.7 DO YOU HAVE EDUCATION OR TRAINING IN SPECIFIC FIELD?

Crescent town is the home to a large newcomer community. They are coming from different parts of the world. According to Toronto Census report 2011, most of the immigrants living in Crescent Town are from Bangladesh, Pakistan, SriLanka, Romania, India, Philippine. This community is highly educated in different fields from back home country.

The survey shows that 63.79% population is having training in specific field and only 36.21% don not have [Chart 07].

CHART NO: 07

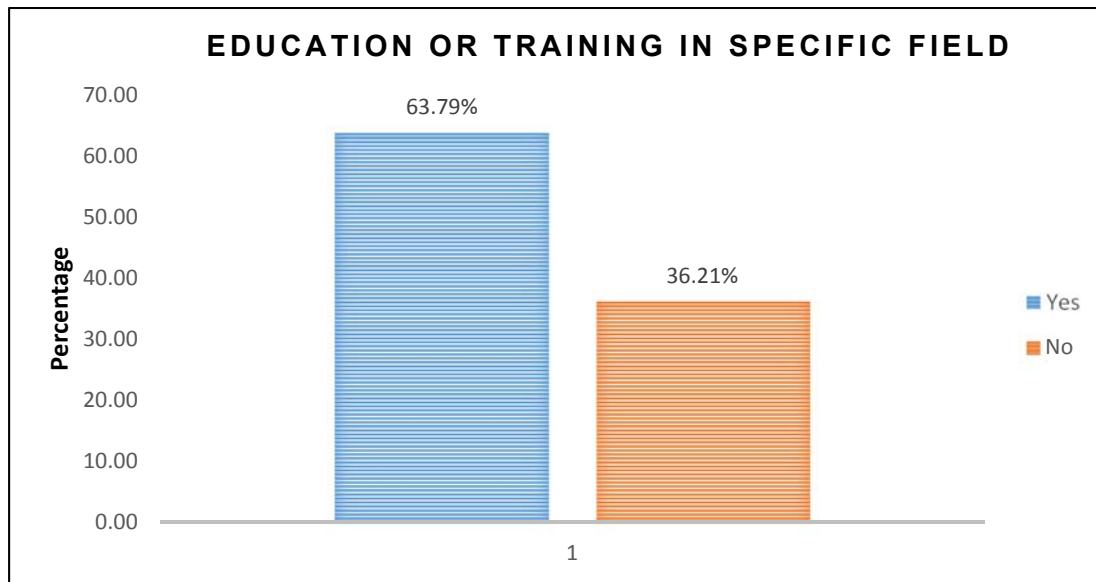



Chart 08 shows that 63.79% of the people, who is having education or training in specific field either they have training from back home or they received training after coming to Canada. They are specialize in the following fields:

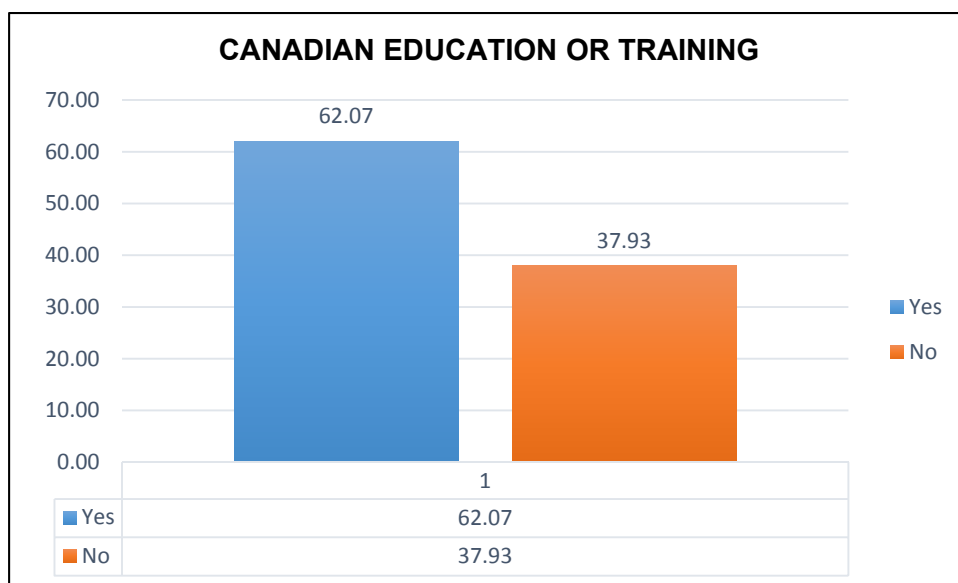
CHART NO: 08



2.8 DO YOU HAVE CANADIAN EDUCATION OR TRAINING?

As we analyzed Crescent town, most of the residence are immigrants and 62.07% population having Canadian education or training experiences .whereas 37.93% residence does not have Canadian education.

CHART NO: 09



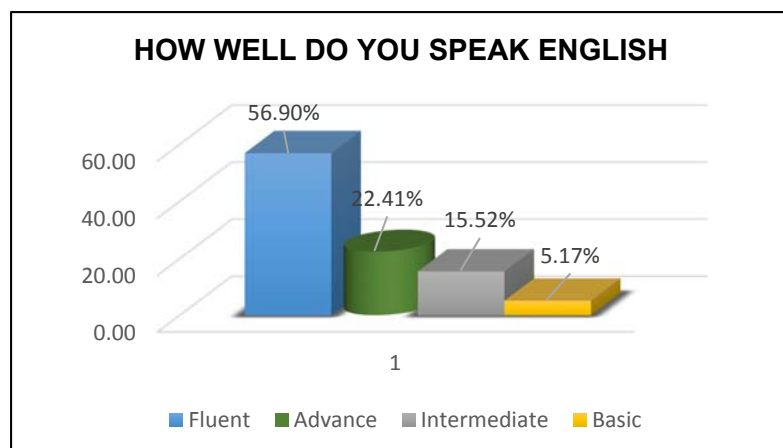
2.9 ENGLISH LANGUAGE PROFICIENCY

Chart 10 shows that, 100% of survey participants responded that English is not their first language. However 56.90% of participants say that they can fluently speak in Language. 22.41% of participants can speak advanced level, 15.52% participants can speak intermediate level and 5.17% participants can speak basic English.

CHART NO: 10



CHART NO: 11

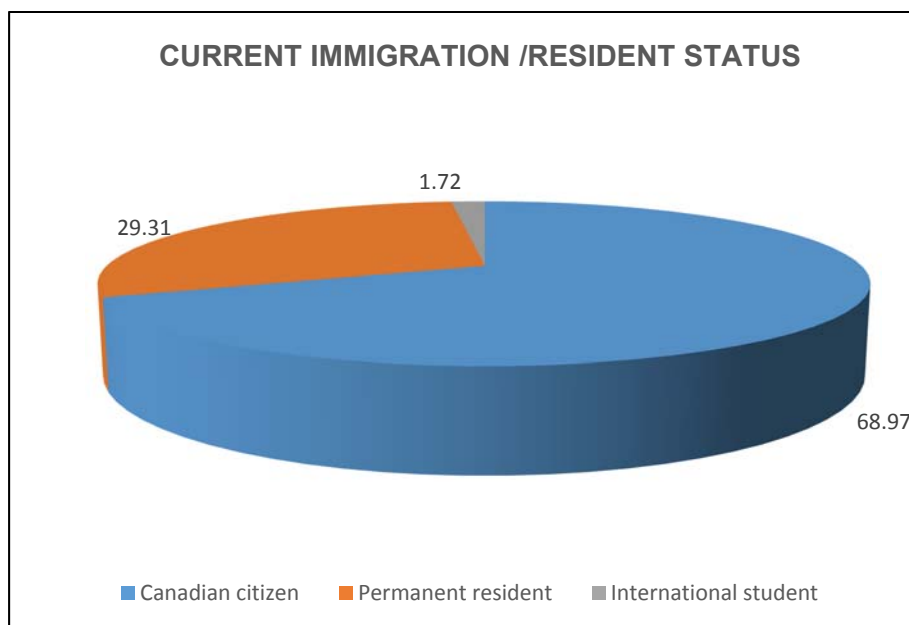


From those responses we can assume that even though the Crescent Town residents did not have English as their first language but they have enough experiences or standard education to become fluent in English.

2.10 CURRENT IMMIGRATION AND RESIDENT STATUS

As we analyzed Crescent town, 68.97% survey participant responded to being Canadian citizen. Similarly 29.31% responded to being permanent resident and only 1.72% responded as being international student. [Chart 12]

CHART NO: 12

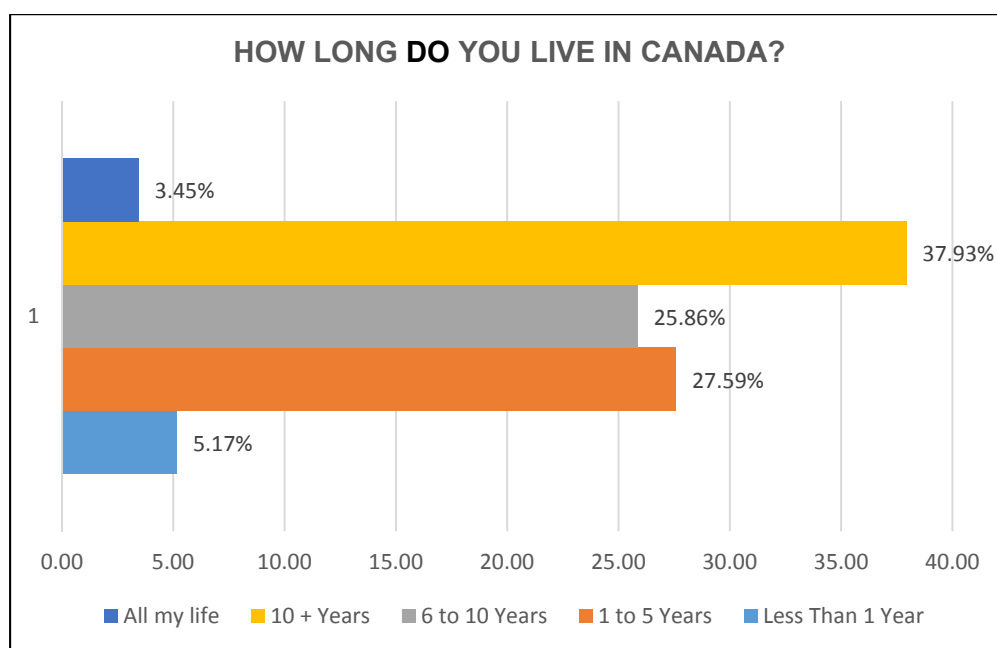


2.11 HOW LONG HAVE YOU LIVED IN CANADA?

The survey participant responded 37.93% residents have lived in Canada for more than 10 years, whereas 27.59% have lived in Canada for 1 to 5 years, 25.86% responded that they have lived in Canada from 6 to 10 years, 5.17% have lived in Canada for less than 1 year and only 3.45% have lived in all of their life.

From this survey it is clear that newcomers come to live in Crescent Town because it is a place to help them adjust to a new country which is necessary when you first move to Canada and then move on as they are able to access better opportunities, which make the population quit transit.

CHART NO: 13

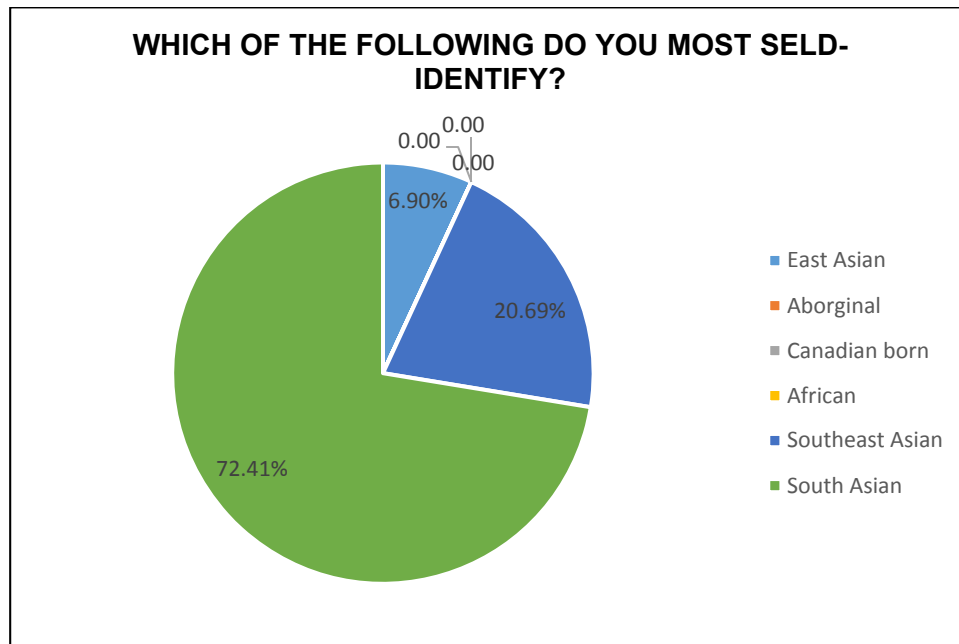


2.12 ETHNIC BACKGROUND

From the survey we can see that the highest percentage of 72.41% corresponds to the south Asian ethnic group, 20.69% corresponds to the south East Asian ethnic group and only 6.90% corresponds East Asian.

This is consistent with the city of Toronto 2011 census, which describes the community having a high south Asian population, mostly Bangladeshi community.

CHART NO: 14



CRESCENT TOWN EAST YORK

COMMUNITY NEEDS ASSESSMENT REPORT 2014-2015

CIVIC AND COMMUNITY ENGAGEMENT

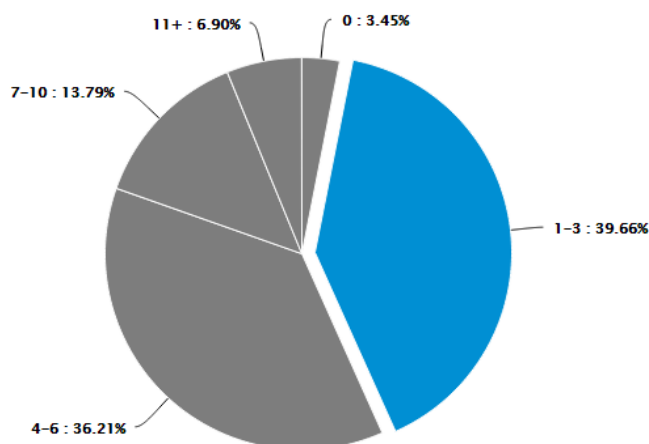
3.0 CIVIC ENGAGEMENT

Civic engagement is a community builder. Civic engagement and community work is basically a side by side concurrence that together can each help to grow community.

Crescent Town residents are very social and they like to speak their neighbours.

Graph: xx, shows that 39.66% people speaks to 1 to 3 individual in average a day, 36.21% speaks between 4 to 6 persons, 13.79% speak between 7 to 10 person.

CHART NO: 15



Also, 58.62% residents of Crescent town sometimes visit or chat with their neighbours, 27.59% often visit or chat their neighbours and rest of the people visit or chat with their neighbours rarely.

Whereas a big portion of the population commented that they are the community builder and they can help to make their neighbourhood a better place to live.

CHART NO: 16

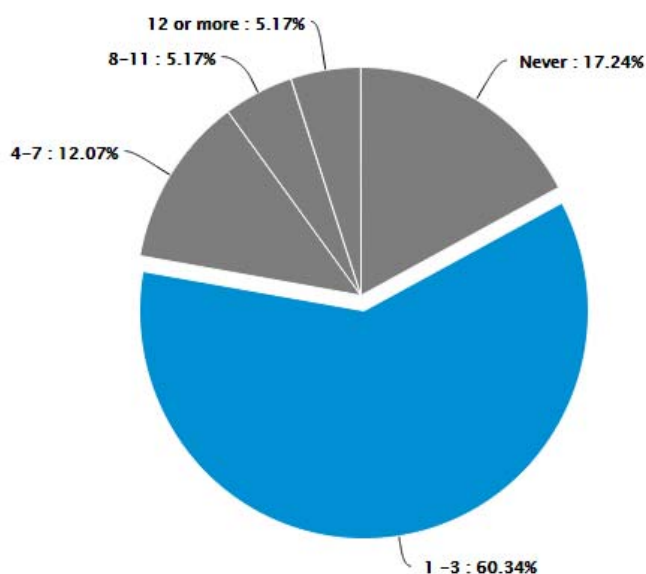
Over the last 12 months	Yes	No
Attended a community meeting, public hearing or discussion group	56.90	43.10

Met with, called or sent a letter to any local politician	22.41	77.59
Joined a protest or demonstration	5.17	94.83
Signed a petition	27.59	72.41
Volunteered	32.76	67.24

The chart: 16 shows that 56.90% residents attended a community meeting, public hearing or discussion group. Taking into account the result, the participation of the community in Crescent Town is high, since the majority of people answered that they have interest with community meeting, public hearing or discussion groups. But 77.59% had not met with or called or sent letter to any local politician, with 94.83% did not go to a protest or demonstration, with 72.41% did not sign a petition and did not volunteered with 67.24%.

3.1 COMMUNITY PARTICIPATION

CHART NO: 17



Graph: 17 shows the high participation in the community as we can group who participated 1 to 3 times in the last year is 60.34%, those who participated 4-7 times with 12.07%, those who participated 8-11 times with 5.17% and only 17.24% never participated in any community events.

This gives a rough idea that Crescent Town population have interest to participate in the community events.

CRESCENT TOWN EAST YORK

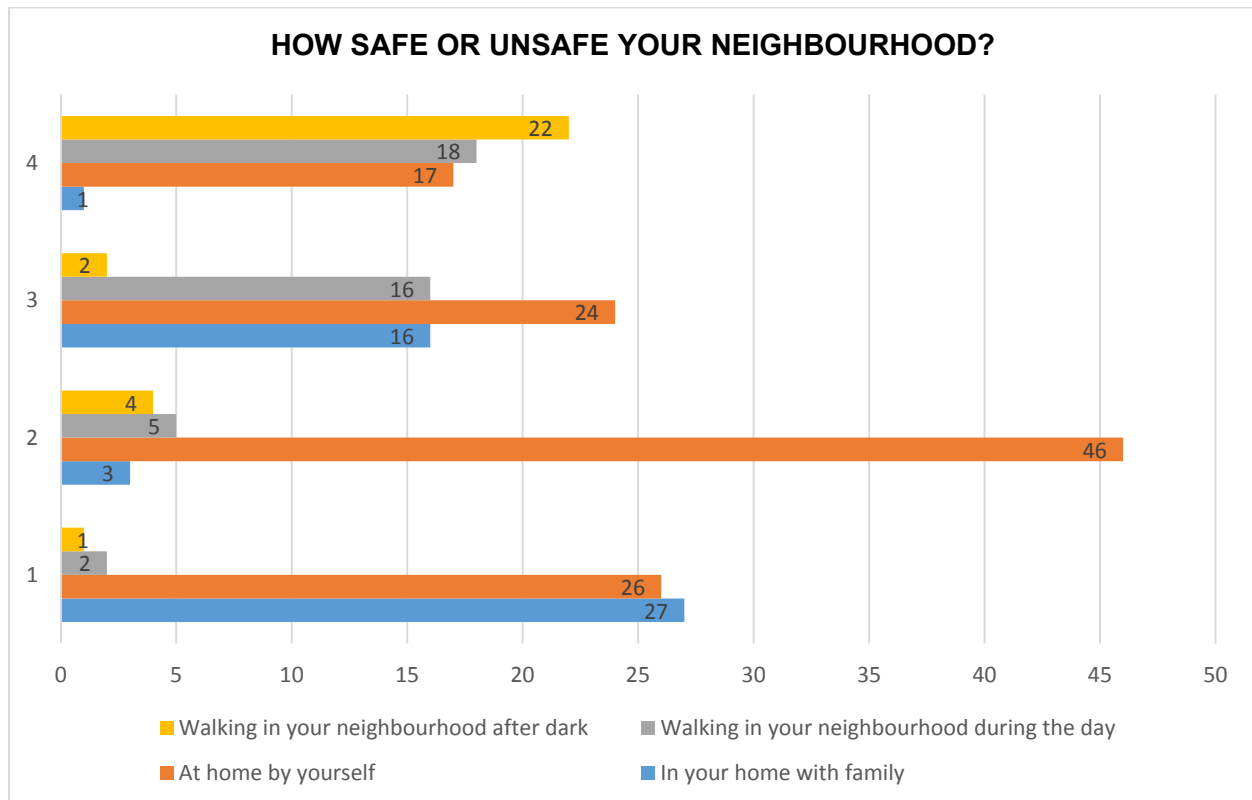
COMMUNITY NEEDS ASSESSMENT REPORT 2014-2015

SAFETY

4.0 SAFETY:

Chart 18: shows that the population of Crescent Town community experience a high level of safety and trust the agencies or organizations offering then services of public security.

CHART NO: 18



Compared to other neighborhoods, 43.10% population thinks Crescent town is safe and 31.03% population thinks about the same. Also 10.34% population thinks that the Crescent Town neighborhood safety is improving and a big percentage (51.72%) population things it is about the same.

CRESCENT TOWN EAST YORK

COMMUNITY NEEDS ASSESSMENT REPORT 2014-2015

ECONOMIC & SOCIAL WELLBEING

5.0 ECONOMICS AND SOCIAL WELLBEING

Crescent Town is a very diverse neighborhood. Majority of the population are recent immigrants which is more than double the city rate.

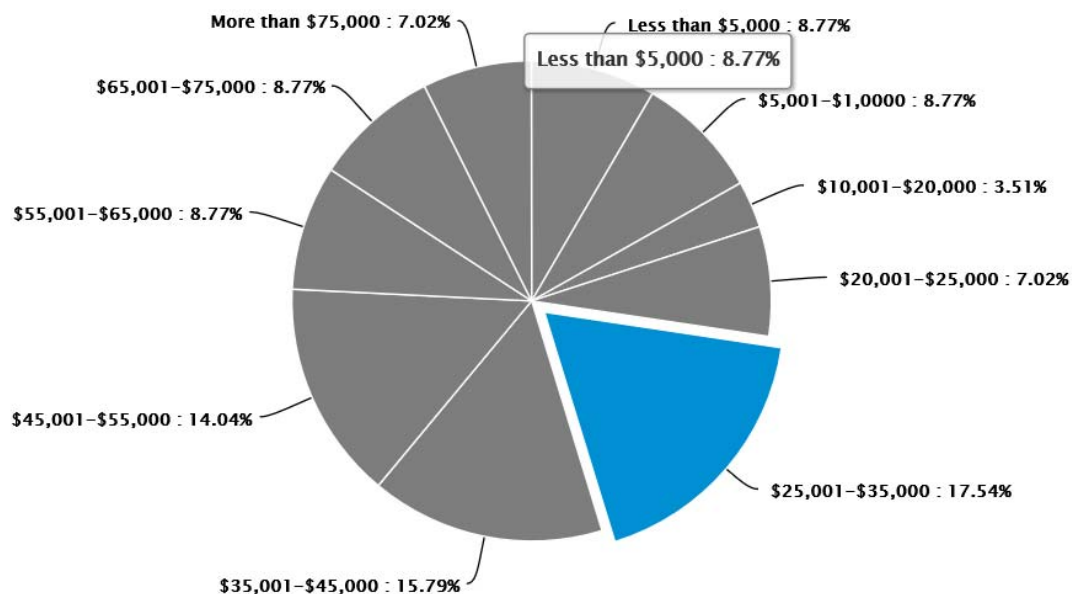
Crescent Town is a planned self-contained community with a mix of condominium apartment buildings and low and high rise rental apartment buildings amid walkways that link to school, recreation and community space.

5.1 ANNUAL HOUSEHOLD INCOME:

According to City of Toronto Census: 2011 report, In Crescent town percentage of population in Low-income (LIM-AT) is 34.9%.

Graph No 19 shows that the income level on average in the population of Crescent Town. It is in the range of \$25,000 to 35,000 and correspondence to the 17.54% of the sample.

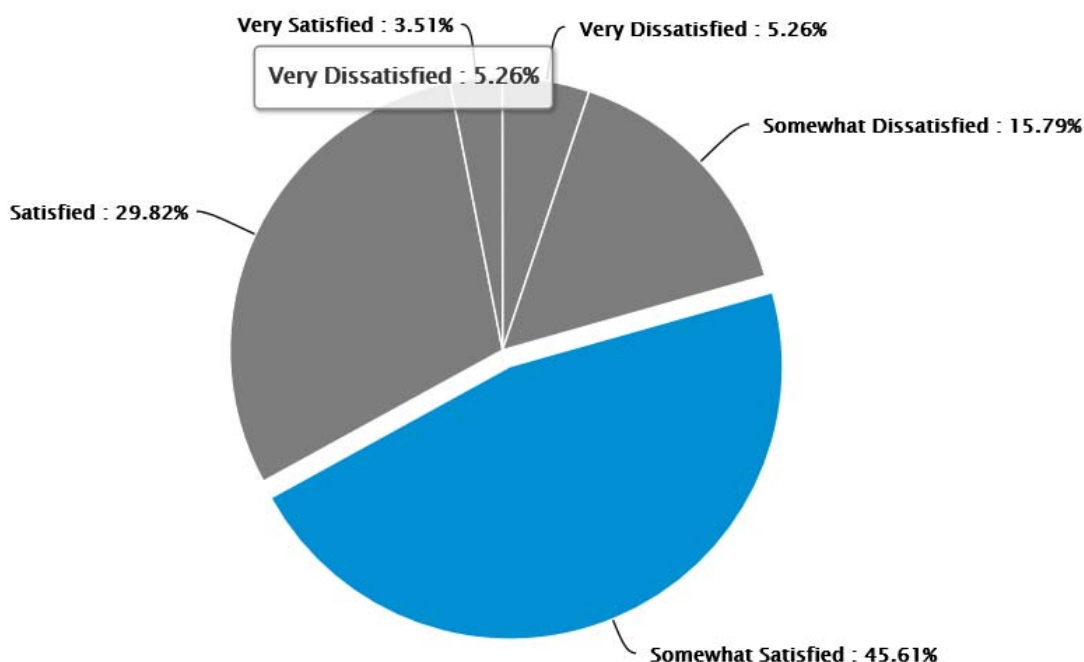
CHART NO: 19



5.2 HOW SATISFIED ARE YOU WITH THE FINANCIAL SITUATION?

Chart 20: shows that the population of Crescent Town finds itself satisfied with their standard of their financial situation. 45.61% population are somewhat satisfied with their current financial situation, 29.82% population is satisfied, 3.51% population are very satisfied, 15.79% population are somewhat dissatisfied and 5.26% is very dissatisfied or upset with their house hold financial situation.

CHART NO: 20



But a big percentage of people think that in future the situation will be improved. 48.28% population thinks that in future house hold income will be somewhat better off, 22.41% population thinks the financial situation will be much better off, 24.14% thinks the situation will be same and 5.17% population thinks that their financial situation will be somewhat worse off.

5.3 HOUSING AFFORDABILITY:

Recent immigrants in Crescent Town have higher education level, lower incomes, are more likely to live rental housing and to pay a greater proportion of the income on housing cost when compared with the neighborhood and city averages. In crescent Town neighborhood more than half of the population renting their shelter.

Graph 21 shows that 58.62% population lives in renting house. 36.21% population living their own house and 5.17% population living with family.

CHART NO: 21

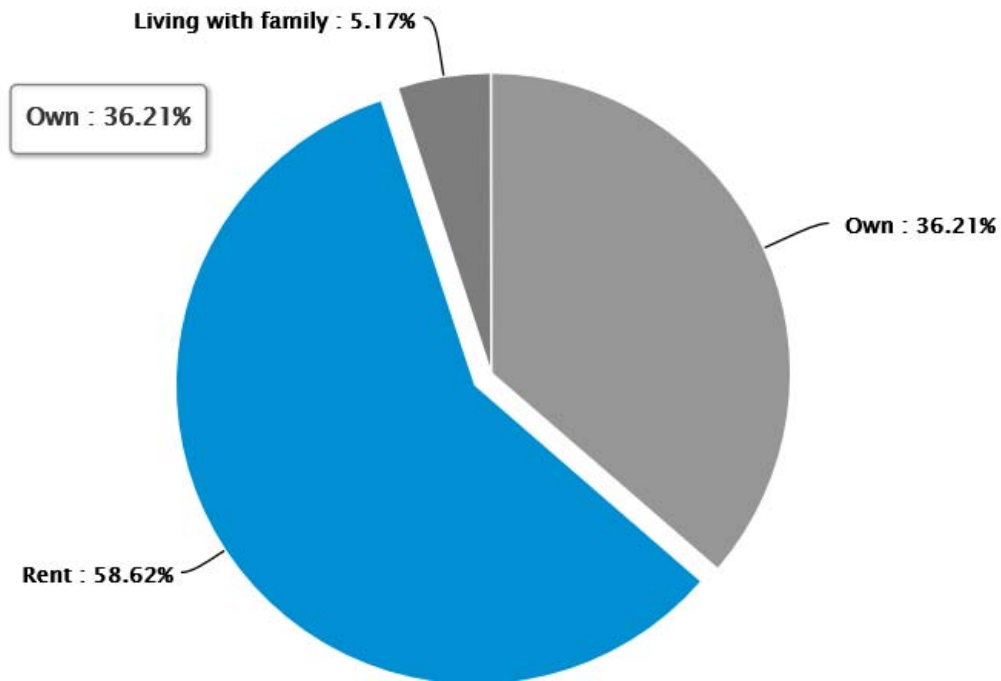
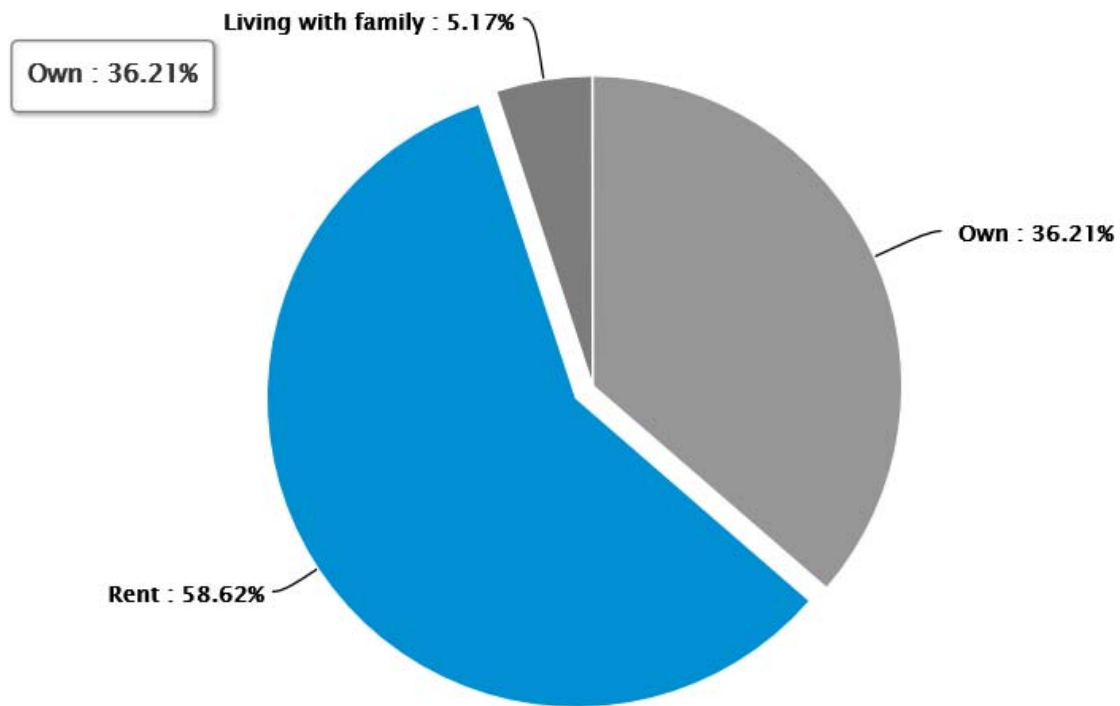


CHART NO: 22



Crescent Town population who lives in rental housing pay a greater proportion of the income on housing cost. In chart 21: shows 34.48% population spending 31 to 50% of household total income on shelter cost, 24.14% Population spending 51-60% of household total income on shelter costs, 10.34% spending 61% or more of household total income on shelter cost.

CRESCENT TOWN EAST YORK

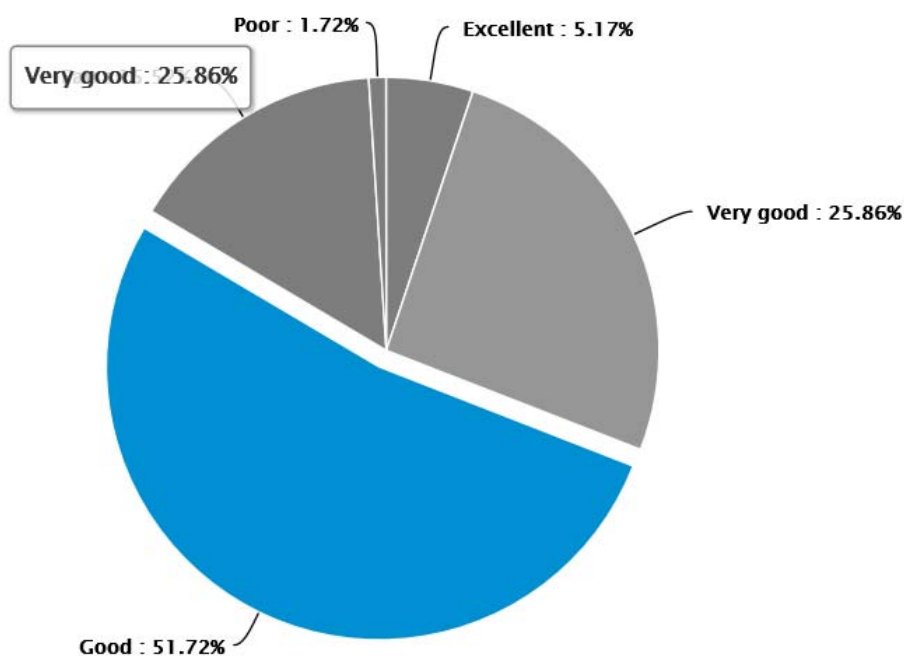
COMMUNITY NEEDS ASSESSMENT REPORT 2014-2015

PHYSICAL & MENTAL HEALTH

6.0 PHYSICAL AND MENTAL HEALTH

The neighborhood we live in can have an important influence on our mental health. For example neighborhood green areas can have positive effects on residents physical and mental health. An absence of well-maintained green areas can contribute to residents stress. Same way low neighborhood income is significantly associated with a higher risk of mental health disorder.

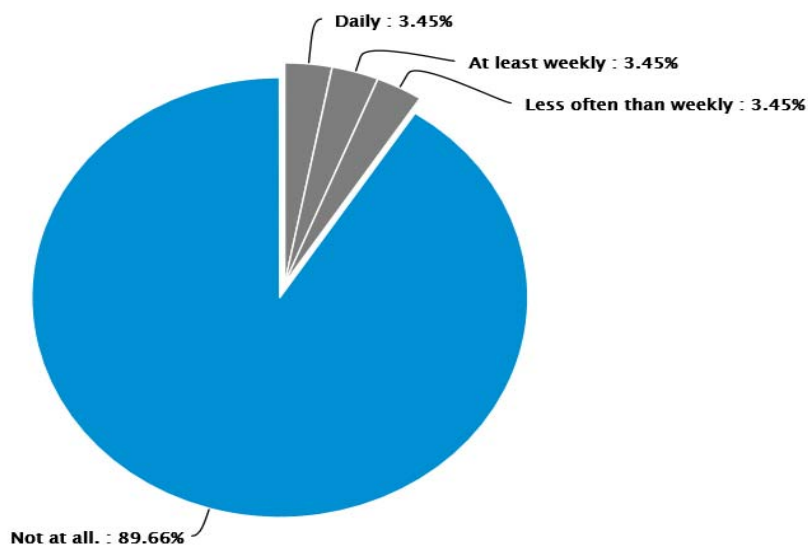
CHART NO: 23



Graph 24 shows that majority of resident's physical and mental health are good (51.72% good health, 25.86% very good and 5.17% Excellent). Only 1.72% population said they have poor health.

It may be related to being good physical and mental health, 89.66% population smoke cigarettes or any tobacco products. Rest 10.34% population smokes once a week or less than once a week.

CHART NO: 24



Regular physical exercise is one of the most important things for you can do for your health. Physical exercise can help control your weight, lower heart disease risk, lower some cancer risk, and increase your choice of living longer and so on.

Chart: shows 55.17% population in this neighborhood do not do exercise at least 30 minutes once a week. 13.79% population do once a week, 15.52% population do exercise twice a week and 15.52% does 30 minutes exercise more than twice a week.

CRESCENT TOWN EAST YORK

COMMUNITY NEEDS ASSESSMENT REPORT 2014-2015

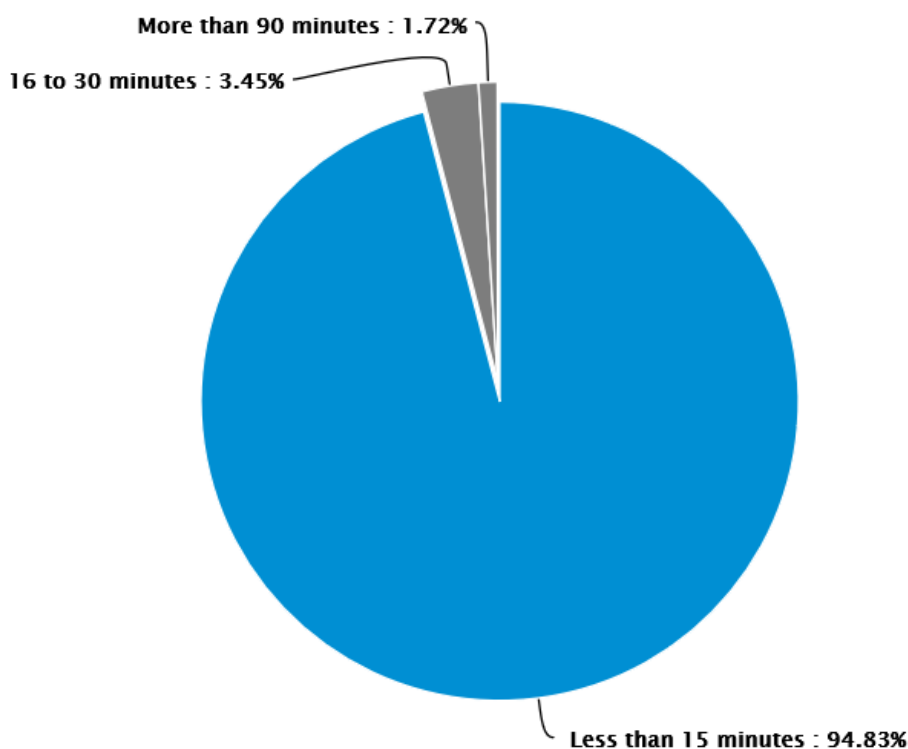
PHYSICAL ENV. & INFRASTRUCTURE

7.0 PHYSICAL ENVIRONMENT AND INFRASTRUCTURE

Crescent Town contains a mix of condominium apartment buildings, stacked condominium townhouses and low and high rise rental apartment buildings. Crescent Town is close to schools, shopping and public transit. Crescent Town is connected directly to the Victoria Park subway station.

Chart 25 shows that 94.83% people lives within 15 minutes walking distance from the Victoria Park subway station.

CHART NO: 25



Crescent Town has its own “Market Place” located in a concourse strolling area situated in the center of Crescent Town neighborhood. The Marketplace includes a grocery store, a variety store, a drug store, a Bar, a neighborhood restaurant and medical professional offices. Residents of Crescent Town also can walk to the bustling shopping district on Danforth Avenue at the corner of Danforth and Victoria Park Avenue.

Chart 26 shows that 87.93% residents of this neighborhood buy most of grocery items like meat, fruits and vegetables in Crescent Town. 12.07% residents said, they don't buy locally. 74.14% residents said that they are satisfied and they love buy groceries from neighborhood.

CHART NO: 26

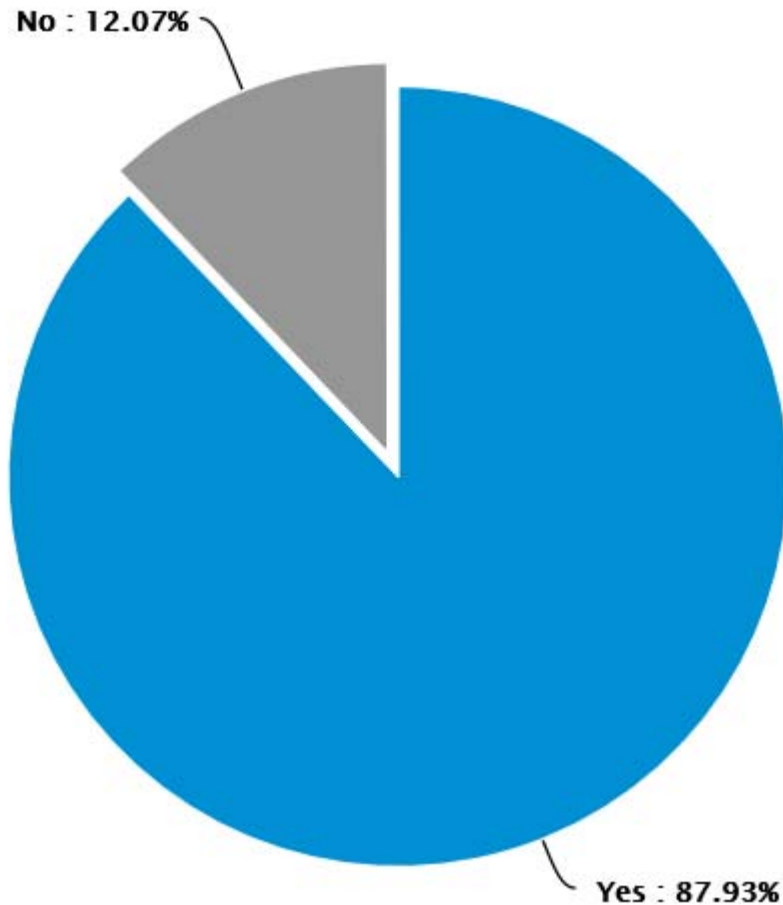


Chart 27 shows Crescent Town residents' opinion regarding the particular challenges the face. 40.54% residents main concern about the safety, 18.92% residents thinks "School, playground and others" is also facing challenges, 13.51% residents are concern about "Poverty crime and neighborhood cleanness".

CHART NO: 27

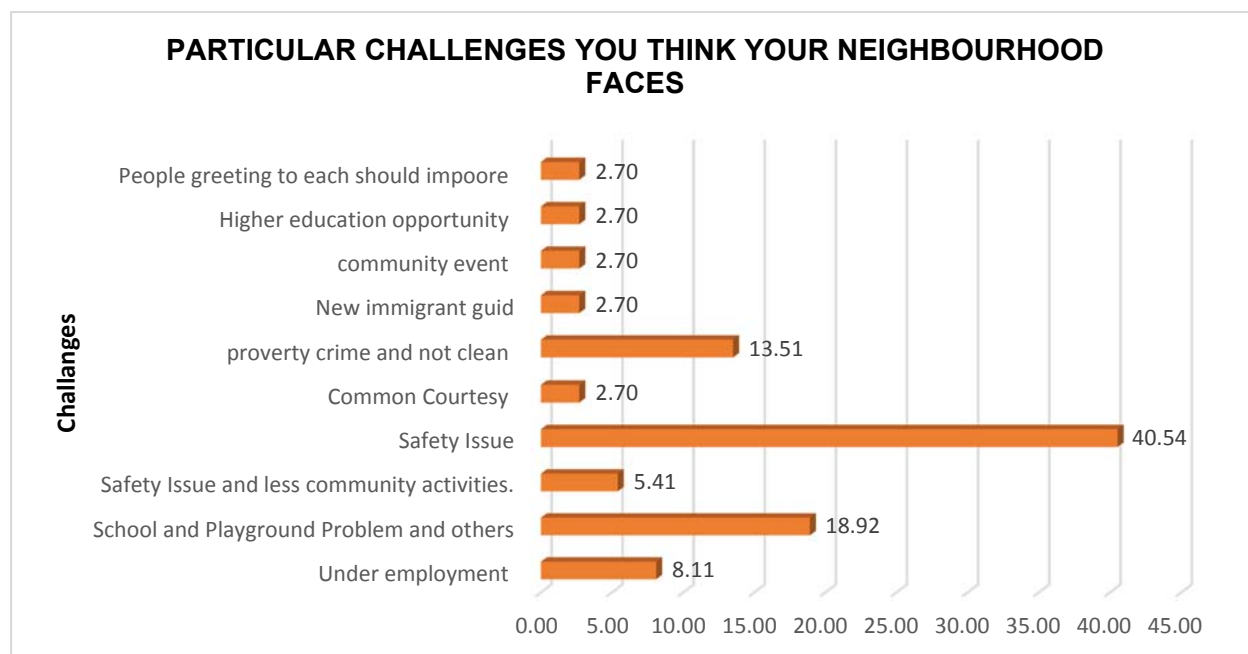
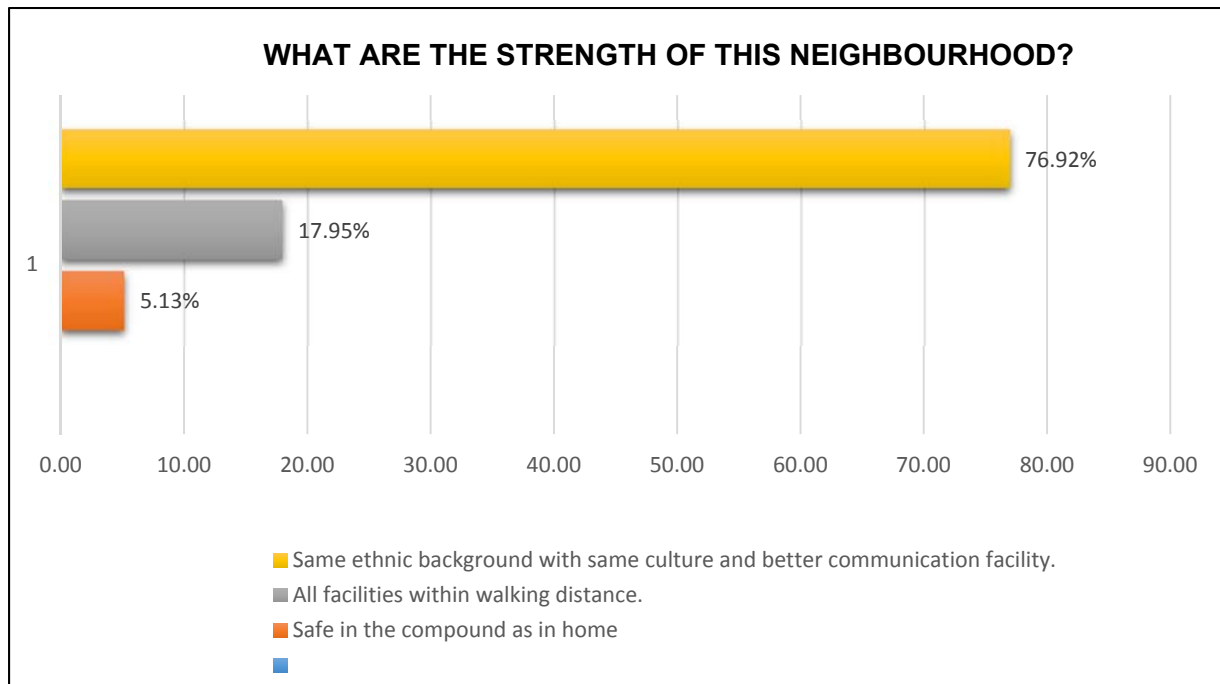


Chart 28 shows 76.92% percent population of Crescent Town is the best place to live because they are from same ethnic background with same culture and it has better communication facilities. 17.95% resident things Crescent Town is good place to live because it has all facilities in walking distance (School, shops, medical offices and others) and 5.13% residents think living Crescent town is very safe and they feel like own home.

CHART NO: 28



CRESCENT TOWN EAST YORK

COMMUNITY NEEDS ASSESSMENT REPORT 2014-2015

8.0 COMMUNITY DEVELOPMENT PATHWAYS



COMMUNITY DEVELOP PATHWAY:-

Considered Focus

Provide pilot Job search and job Placement Program to reduce Unemployment and underemployment in Crescent Town Community.

Assumption

Activities

- Develop at least 3-4 months program with job search workshop and information session about the current job market.
- Invite guest trainers from different job sectors and train them about current job market trends.
- Priorities few job fields and profession and make a small group ready for the job.
- The small group who are job-ready will receive opportunities for 2-3 months job placement (Canadian job experience) to jump in the job market.

Circumstantial Analysis

Unemployment & Underemployment is one of the major issues in Crescent Town immigrant community, even though most of them are highly educated in their own fields. So in order to address this issue, providing information and services access to employment would be an excellent way to develop the community.

Long-Term Outcomes

The employment situation will improve and percentage of Low income population will decrease.

Short-Term Outcomes

After few months, small group will get job according to their skills and own fields. The program will be extended to include more people and would be beneficial to all concerned.

Assumption

Assumption

8.4 ADDITIONAL RECOMMENDATION

Crescent town is very interrelated community and majority people know each other and willing to help as well. They also reported that the existing services are accessible but due to lack of information they are not functioning as supportive tools. So, in order to improve overall situation access to information is key to minimize those issues.

CRESCENT TOWN EAST YORK

COMMUNITY NEEDS ASSESSMENT REPORT 2014-2015

CONCLUSION

9.0 CONCLUSION

The study done in the community of Crescent Town through the application of the survey to 58 residents, the strategies developed and proposed results support the theory of change and can be the initial phase to make a healthy and sustainable change in the community.

According to survey the most two important issues came out are unemployment and access the information of the existing services. As we know that majority of the residents of this community are immigrants and mostly from Asia, it is likely that much of education was obtained from their back home, making it less likely to lead to stable, well paid work. However, it could be improved by providing proper skill-enhancement training and services side by side some language courses. Despite Crescent Town community is highly educated, the most of the people are unemployed or underemployed. Despite brining a wealth of international experiences, their skills are underutilized and many struggle to make ends meet and support their families and their income level is very low. According to Toronto Census report 2011, a majority of population especially women are staying in home and look after their kids without any pay. Few participants also suggested that the community needs skill development, training and employment services for women. Some also suggested for increasing facilities in Crescent Town School from where our next generation will take education.

RECOMMENDATIONS:

From my observation, access to training, proper education and job placement are crucial to suit with the Canadian workplaces and would be valuable for Crescent Town neighbourhood.

REFERENCES:

1. www.statcan.gc.ca
2. www.toronto.ca/city-hall/index.htm
3. Crescent Town Study
4. www.crescenttownclub.com